

Using your **proctor|silex** Smooth Edge Cordless Can Opener

5.75"
Box height is
6.10"



Set the can opener
on the lid's edge



Press start, then the
opener self-aligns and
moves itself while cutting



After hands-free
cutting, it shuts
off automatically



Use the built-in lid lifter
to easily lift the lid
from the can

TURN OVER FOR MORE HELPFUL TIPS

880046600

3.75"
Box width is
4.09"

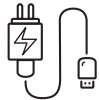
CAN OPENER POP INSERT - FRONT SIDE

3.75"

CHARGING



Connect USB cable provided with the can opener to a 1 amp or greater power source:



USB power plug



Portable power bank






Laptop or computer







Car or RV

IMPORTANT TIPS

-  Always use the charging cord provided with the can opener and plug into a charger rated 1 amp or greater.
-  Always unplug USB cord before opening cans. Can opener can not be operated while charging.
-  Do not submerge the can opener in liquid. This may cause permanent damage to can opener.

LED LIGHT COLOR INDICATES

- | | | |
|--|----------------|--|
|  | Solid green | Can opener is plugged in and fully charged OR unplugged and opening a can. |
|  | Flashing green | Can opener is 30-99% charged and ready to use when unplugged. |
|  | Solid yellow | Can opener needs to be charged soon. |
|  | Flashing red | Battery charge is depleted. Charge battery. |

5.75"

CAN OPENER POP INSERT - BACK SIDE